



National Marine Manufacturers Association

nmma.org

ECONOMIC SIGNIFICANCE OF RECREATIONAL BOATING IN MICHIGAN

CONGRESSIONAL DISTRICT 11

| | |
|--|-----------------|
| Number of Recreational Boats* | 48,178 |
| Recreational Boating Industry Businesses | 67 |
| Total Jobs | 4,138 |
| Annual Recreational Boating-Related Spending | \$220.4 MILLION |



TOTAL ANNUAL ECONOMIC IMPACT OF RECREATIONAL BOATING:

\$521.4 MILLION

RECREATIONAL BOATS IN MI-11

TOTAL BOATS* ▶ 48,178

REGISTERED BOATS 48,178

| | |
|-------------|--------|
| Power boats | 36,987 |
| PWCs | 9,274 |
| Sailboats | 1,853 |
| Other Boats | 64 |

HOUSEHOLDS PER BOAT 5.8



POWER BOATS
77%



PWCs
19%



SAILBOATS
4%



OTHER BOATS
0%

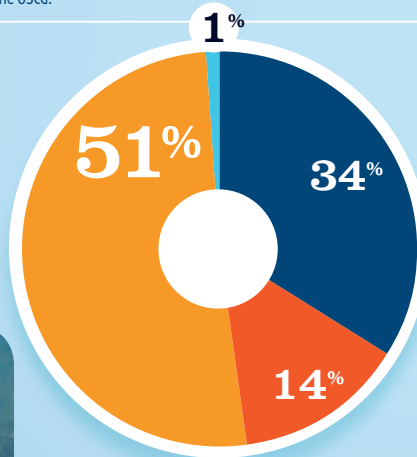


* Total boats are registered boats as reported by states to the USCG.


RECREATIONAL BOATING CREATES JOBS IN MI-11

TOTAL BOATING JOBS ▶ 571

| | |
|---------------------------|-----|
| Boat Building | 8 |
| Motor / Engine Mfg. | - |
| Accessory / Supplies Mfg. | 290 |
| Dealers / Wholesalers | 80 |
| Boat Services | 193 |



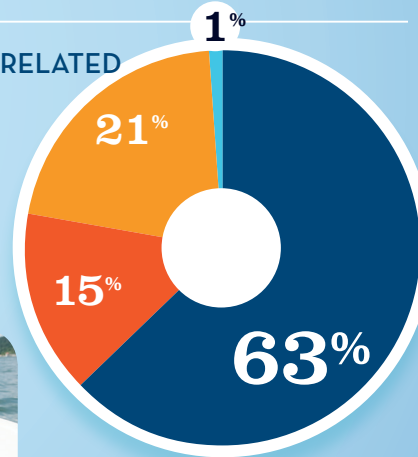
BOAT BUILDING 1%
MOTOR/ENG. MFG. † 0%
ACC./SUPPLIES MFG. 51%
DLRS/WHOLESALERS 14%
BOAT SERVICES 34%



RECREATIONAL BOATING-RELATED BUSINESSES IN MI-11

TOTAL BUSINESSES ▶ 67

| | |
|---------------------------|----|
| Boat Building | 1 |
| Motor / Engine Mfg. | - |
| Accessory / Supplies Mfg. | 14 |
| Dealers / Wholesalers | 10 |
| Boat Services | 42 |



BOAT BUILDING 1%
MOTOR/ENG. MFG. † 0%
ACC./SUPPLIES MFG. 21%
DLRS/WHOLESALERS 15%
BOAT SERVICES 63%

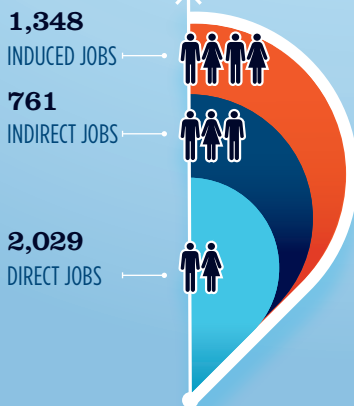


ESTIMATED JOBS IMPACT OF RECREATIONAL BOATING-RELATED SPENDING IN MI-11

EST. TOTAL JOBS ▶ 4,138

EST. TOTAL LABOR INCOME ▶ \$171.3 MILLIONS

| | |
|----------------------|--------|
| Est. Direct Income | \$69.8 |
| Est. Indirect Income | \$42.5 |
| Est. Induced Income | \$59.0 |

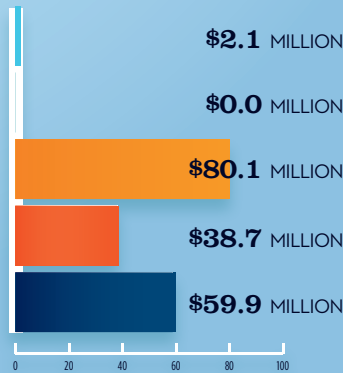


RECREATIONAL BOATING INDUSTRY SALES IN MI-11

| | |
|---------------------------|----------------|
| Boat Building | \$2.1 MILLION |
| Motor / Engine Mfg. | \$0.0 MILLION |
| Accessory / Supplies Mfg. | \$80.1 MILLION |
| TOTAL MFG. SALES | \$82.2 |

| | |
|--|----------------|
| Dealers / Wholesalers | \$38.7 MILLION |
| Boat Services | \$59.9 MILLION |
| TOTAL RETAIL & SERVICES SALES | \$98.6 |

BOAT BUILDING
MOTOR/ENG. MFG.
ACC./SUPPLIES MFG.
DLRS/WHOLESALERS
BOAT SERVICES



Source: NMMMA's Center of Knowledge; Recreational Marine Research Center at Michigan State University